

COMPLETE HTML



**FULL
COURSE**

PROJECTS

• LIVE



HTML

- ❖ BASIC TO ADVANCED HTML
- ❖ PROJECTS



PREREQUISITS

- ❖ A CODE EDITOR (LIKE VSCODE ETC.)
- ❖ SETUP AN ACCOUNT ON GITHUB

CODE BOOSTER
DEVELOPERS



WHAT IS HTML

- ❖ Hyper Text Markup Language
- ❖ HTML is used to structure web pages and their content.





HTML ELEMENTS



- ❖ Standard elements that browser recognizes

CODE BOOSTER
DEVELOPERS



HTML TAGS

- ❖ Used to design a structure of a website.



`<tag-name>type anything</tag-name>`

CODE BOOSTER
DEVELOPERS



PARAGRAPH

Used to type a paragraph sentence.

```
<p>write something</p>
```

CODE BOOSTER
DEVELOPERS



HEADING TAGS



Used to type a HEADING on web page.

```
<h1>write something</h1>
```

```
<h2>write something</h2>
```

```
<h3>write something</h3>
```

```
<h4>write something</h4>
```

```
<h5>write something</h5>
```

```
<h6>write something</h6>
```



HTML BOILERPLATE



Standard format or skeleton of writing code.

```
<!DOCTYPE html>
<html lang="en">
<head>
  <meta charset="UTF-8">
  <meta name="viewport" content="width=device-width, initial-
scale=1.0">
  <title>Document</title>
</head>
<body>

</body>
</html>
```

CODE BOOSTER
DEVELOPERS



LISTS IN HTML



```
<!-- Boiler Plate Code -->
<body>
  <ul> <!--unordered lists -->
    <li>Hello World</li>
    <li>Hi</li>
  </ul>
  <ol>
    <li>Bread</li>
    <li>Samosa</li>
  </ol>
</body>
```

CODE BOOSTER
DEVELOPERS



ANCHOR ELEMENT



Used to add hyperlink on webpage.

```
<!-- Boiler Plate Code -->

<body>

    <a href = 'https://m.youtube.com/@codeboostertech' >Our
YouTube channel</a>

</body>
```

CODE BOOSTER
DEVELOPERS



IMAGE ELEMENT

Used to add IMAGE on webpage.



```
<!-- Boiler Plate Code -->  
  
<body>  
  
      
  
</body>
```

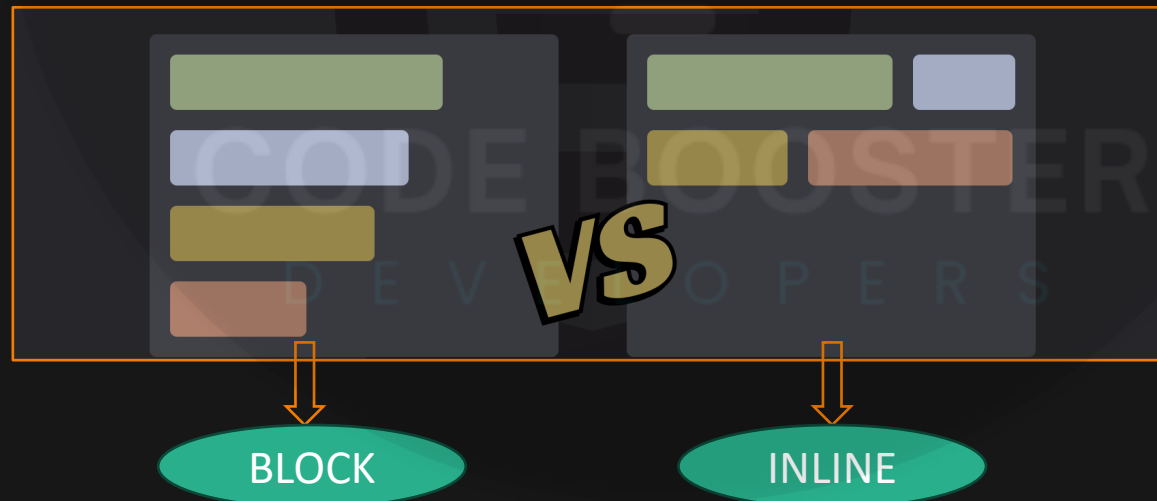
CODE BOOSTER
DEVELOPERS



INLINE VS BLOCK ELEMENTS

Block Elements – Takes up the full width available on whole block (start from new line)

Inline Elements – Takes up Only Necessary width (don't start from new line)





DIV ELEMENT



Div is a container used to hold other HTML elements or groups. **It is a block element**

```
<div>  
  <h1>HELLO WORLD!</h1>  
</div>
```

CODE BOOSTER
DEVELOPERS



SPAN ELEMENT



Span is also generic container used to hold other HTML elements or groups. **It is an Inline element**

```
<span>  
  <h1>HELLO WORLD!</h1>  
</span>
```

CODE BOOSTER
DEVELOPERS



HR TAG (Horizontal Rule)



Used to create a horizontal line

```
<hr>
```

CODE BOOSTER
DEVELOPERS



SUB AND SUP TAG



Used to subscript and superscript.

```
<h1>H<sub>2</sub>O</h1>
```

```
<h1>a<sup>2</sup>b<sup>2</sup></h1>
```

CODE BOOSTER
DEVELOPERS



SEMANTIC MARKUP

It is the markup that relates to the meaning of content.

Why to use

- **Meanfull**
- **Seo(search engine optimization) friendly.**
- **Readable + Screenreader**



SEMANTIC TAGS



`<header></header>`

`<main></main>`

`<footer></footer>`

`<nav></nav>`

`<article></article>`

`<section></section>`

`<aside></aside>`



HTML ENTITIES



- ❑ An HTML entity is a piece of text (“**string**”) that begins with an ampersand (&) and ends with a semicolon(;).
- ❑ Used to display reserved characters (**which would otherwise be interpreted as HTML code**) and invisible characters (**like non-breaking spaces**).
- ❑ Can also use in place of character that are difficult to type with a standard keyboard.
- ❑ Browsers interpreted them & renders correct character.

As : **©** ** **; **etc.**




EMMETS



Set of related plugin

Doc ~ emmet.io

```
.hello
```

 **.hello**

Emmet Abbreviation ✕

`<div class="hello">|</div>`



UNDERSTANDING HTML5



The term of **HTML5** is essentially a buzzword that refers to a set of modern web technologies. This includes the HTML living standard, along with JS APIs to enhance storage , multimedia and hardware across.

CODE BOOSTER
DEVELOPERS



HTML STANDARD

HTML Standard is a document that tells to the browser how HTML should work.

CODE BOOSTER
DEVELOPERS

TABLES IN HTML



`<tr>` : used to display table row.

`<td>` : used to display table data.

`<th>` : used to display table header.

Sementic tags

`<thead>` : to wrap table header.

`<tbody>` : to wrap table body.

`<tfoot>` : to wrap table footer.



COLSPAN AND ROWSPAN

Used to create cells which spans over multiple rows and columns.



CODE BOOSTER
DEVELOPERS



FORMS IN HTML



Action Attribute : Action Attribute is Used to define what action needs to be performed when a form is submitted *or* where the form data should be sent.

CODE BOOSTER
DEVELOPERS



FORM ELEMENTS



Paper Submission Form

Name

First Last

Date  Student e-mail

Student ID

Paper Title

Description

Upload Files 



FORM ELEMENTS



Joint Entrance Examination (Main) – 2026 Session 2
Admit Card-Provisional

Candidate Login

Application Number

Enter Password:

Enter Security Pin

Security Pin Y0V0CI



Login

[Forgot Password?](#)



FORM ELEMENTS



INPUT :- Used to take input from user.

INPUT ATTRIBUTE :-

- 1) "Type" attribute.
- 2) "placeholder" attribute.
- 3) "name" attribute.
- 4) "id" attribute.

CODE BOOSTER
DEVELOPERS



FORM ELEMENTS



LABELS :- Label element represents a caption for an item in a user interface.

BUTTON :- used to represent button on web page.

Check Box (input element) :- used to represent check box on the web page.

Radio (input element) :- used to represent Radio on the web page.

Range (input element) :- used to represent Range on the web page.

Select (input element) :- used to represent select on the web page.


CODE BOOSTER
DEVELOPERS



FORM ELEMENTS



TEXT AREA ELEMENT :-



```
<textarea name="" id="" placeholder="" rows="5"
cols="50"></textarea>
```



CSS

CODE BOOSTER
DEVELOPERS



WHAT IS CSS



- ❖ CASCADING STYLE SHEET
- ❖ It is the language used to describe the style of a document



CODE BOOSTER
DEVELOPERS



BASIC CSS FORMATE



- ❖ CASCADING STYLE SHEET
- ❖ It is the language used to describe the style of a document





INCLUDING CSS

- ❖ **INLINE STYLE** : Writing styles directly inline on each elements.

```
<h1 style="color : red"></h1>
```

CODE BOOSTER
DEVELOPERS



INCLUDING CSS



- ❖ Using <style> tag in HTML : Writing styles using <style> tag in the same document.

```
<style>
  h1{
    color: red;
  }
</style>
```

CODE BOOSTER
DEVELOPERS



INCLUDING CSS



- ❖ Using external stylesheet : Writing styles in a separate document and linking it with HTML file.

CODE BOOSTER
DEVELOPERS



INCLUDING CSS



❖ LINKING HTML WITH CSS:

```
<head>
  <meta charset="UTF-8">
  <meta name="viewport" content="width=device-width,
initial-scale=1.0">
  <link rel="stylesheet" href="style.css">
  <title>HTML</title>
</head>
```



IMPORTANT SELECTORS

- ❖ TAG SELECTOR
- ❖ CLASS SELECTOR
- ❖ ID SELECTOR
- ❖ UNIVERSAL SELECTOR

SELECTOR SPECIFICITY :

ID > CLASS > TAGS





IMPORTANT PROPERTIES



- ❖ **COLOR**
- ❖ **BACKGROUND COLOR**
- ❖ **HEIGHT & WIDTHSSS**
- ❖ **TEXT PROPERTIES :**
 - a) **TEXT ALIGN**
 - b) **FONT WEIGHT**
 - c) **LINE HEIGHT**
 - d) **TEXT DECORATION**

CODE BOOSTER
DEVELOPERS



SUCCESSFULLY COMPLETED



COMPLETE HTML



BASIC CSS

THANK YOU





SUBSCRIBE

CODE BOOSTER

HAPPY CODING